



2018-2019
SCHOOL YEAR
CALENDAR



Welcome to a new school year in the Mad River School District!

As we begin a new calendar year it is a great time to reflect on our past school year, the achievements and great accomplishments that we attained; and focus on all the challenges that this upcoming school year will present. I know that we are about to begin a great school year filled with hope, vision, and excitement. I wish everyone the greatest success as we welcome over 4,000 students to their educational journey of 2018-2019.

I am pleased with our student's hard work and that of our staff members, during the 2017-2018 school year. Students and staff were recognized regionally, state-wide, nationally, and even globally! From preschool through high school, we are committed to the personal success of every child. Great things are happening in classrooms and I love seeing the successes of our students. My staff and I are eager to get this year started with a renewed and measurable focus on graduation, attendance and parent and community engagement. We are very proud of our accomplishments thus far and we are excited about our vision for the future.

As you glance through our calendar, please note that this year, we have included information related to our annual Quality Profile. The Quality Profile is designed to provide you with valuable highlights, information and data about our finances, academic progress and priorities for continued growth. The profile includes additional accountability measures that define a high quality education and are not captured by the state report card. Please take a few minutes to review our Profile and see how our schools are providing our students with innovative and well-rounded learning experiences.

Great things are happening at Mad River each and every day. Please visit our website or follow all of the school happenings on our Twitter and Facebook accounts. I look forward to another great year! Please do not hesitate to reach out to me with questions, comments, or concerns. **GO INDIANS!**



A message from Mad River Local Schools

SUPERINTENDENT OF SCHOOLS

Chad Weyer

About Our District...

Small enough to know our students, families and community members personally; but connected enough to be recognized globally. As we prepare our students for their futures as citizens of the 21st century, we remain committed to our small town "feel" and quality educational programs.

Our schools are centrally located throughout the district, and provide options for early childhood, primary, secondary and career technology education. Our students are taught in state-of-the-art facilities that offer co-curricular activities and some before and after school care.

District Vision

Mad River Local Schools support academic excellence through teaming, exploration, and developing relationships. Our schools' respectful environments promote high achievement, personal responsibility and life-long learning while attending to the unique needs of all students.

We are proud of our students' achievement and the outstanding quality of our staff. We emphasize the need for continued improvement for the benefit of our students - our number one priority.

Mad River Local Schools Board of Education



The Vision of Mad River Local Schools is to engage students, employees, and the community through:

- *Quality and Safety*
- *Student Experience & Performance*
- *Financial Solvency*

2018 Board of Education Members:

Julie Denning, President
Scott Huddle, Vice President
Ruth Newhouse
Cristina Pickle
Marilyn Steiner

Board of Education Offices:

801 Old Harshman Rd.
Riverside, OH 45431
(937) 259-6606



BUILDING i n f o

STEBBINS

Principal: Tina Simpson
Asst. Principal Adam Cicora
Dean of Students: Scott Steiner
Asst. Principal/Career Tech-Jesse Maxfield
Guidance Department

937-237-4250 ext. 7173
937-237-4250 ext. 7175
937-237-4250 ext. 7176
937-237-4250 ext. 7177
937-237-4257

MAD RIVER MIDDLE

Principal: Laurie Plank
Dean of Students: Stephanie O'Dell

937-237-4265 ext. 6103
937-237-4265 ext. 6104

SPINNING HILLS

Principal: Mike Combs
Dean of Students: Brad Sims

937-259-6635 ext. 5014
937-259-6635 ext. 5012

ELEMENTARY SCHOOLS

BEVERLY GARDENS

Principal: Cristal Fields
937-259-6620 ext. 4057

BRANTWOOD

Principal: Andrea Rastatter
937-237-4270 ext. 2057

PRESCHOOL

Supervisor: Pam Roberts
937-259-6640 ext. 8402

SAVILLE

Principal: Steve Kandel
937-259-6625 ext. 3057

STEVENSON

Principal: Cory Miller
937-259-6630 ext. 1057



Elementary Building(s) Statistics

Grades	K-4
Students	1,204
Classroom Teachers	74
Student/Teacher Ratio	18:1
Starting Time	8:10 a.m.
Ending Time:	2:10 p.m.

Mad River Middle School Building Statistics

Grades	7-8
Students	519
Classroom Teachers	34
Student/Teacher Ratio	13:1
Starting Time:	8:40 a.m.
Ending Time:	3:10 p.m.



Spinning Hills School Building Statistics

Grades	5-6
Students	563
Classroom Teachers	27
Student/Teacher Ratio	20:1
Starting Time:	9:10 a.m.
Ending Time:	3:40 p.m.

Stebbins High School Building Statistics

Grades	9-12
Students	1149
Classroom Teachers	72
Student/Teacher Ratio	17:1
Starting Time:	7:40 a.m.
Ending Time:	2:40 p.m.

Chad Wyen, Superintendent	937-259-6606
Krista Wagner, Asst. Superintendent	937-259-6603
Jerry Ellender, Treasurer	937-259-6610
Necia Nicholas, HR Director	937-259-6602
Jack Stephens, Special Ed. Sup.	937-259-6603
Tom Zsembik, Food Services Dir.	937-259-6601
Stan Bochenek, Maintenance Dir.	937-237-4275
Brent Speas, Dir. Transportation	937-237-4280
Jenny Alexander, Public Relations	937-259-6609
Technology	937-259-6600
Marianne Moots, EMIS	937-259-6600
Paul Neves, Athletic Director	937-237-4260

Curriculum	937-259-6600
Food Services	937-259-6601
Human Resources	937-259-6602
Maintenance	937-237-4275
Preschool	937-259-6640
Public Relations	937-259-6609
Student Services	937-259-6603
Superintendent's Office	937-259-6606
Transportation	937-237-4280
Treasurer's Office	937-259-6610

District Statistics:

DISTRICT STUDENT STATISTICS 2017-2018

Asian	2.6%
African American	8.2%
Hispanic	4.8%
White	76.6%
Multiracial	7.6%
Students with Disabilities	13.7%
Classroom Teachers	223
Minority Certified Staff	12

STAFF STATISTICS 2017-2018

Male Certified Staff	44
Female Certified Staff	179
Bachelor's Degree	97.9%
Master's Degree	69.1%
Avg. Teaching Experience	14 yrs.
Support Personnel	213
Administrative Personnel	21

Stay in Touch

Visit the district homepage to subscribe to district news, or view our most recent superintendent's video blog. To get the latest updates, "like" us on Facebook and follow us on Twitter (@madrivelocal).



The Mad River School District's administration takes a team approach when making decisions about school delays and closures. That decision is based on safety first, using the best information available at the time the decision must be made.

Input from the District's Transportation Department is received after we have driven various roadways in the school district firsthand. This procedure normally begins at 4:30 a.m. so that a decision can be made if a delay or cancellation seems warranted. The Superintendent may also consult with other area school districts. The final decision is generally reached around 6:00 a.m. to inform media and affected District personnel.

As a reminder, updates will also be posted on our mobile app, social media pages, and local news broadcasts. Please make sure your phone numbers are up-to-date at your child's school so that OneCall Now will notify you of a delay or cancellation.

School delays or cancellations due to dangerously cold weather will be based on the current weather forecasts which take into consideration temperatures and wind chill factors. As a guide, if the wind chill is minus 10 degrees or colder, a delay may be scheduled. If the forecast calls for brutal temperatures not to significantly improve, then Mad River would likely cancel classes for the day. The concern is about potential hypothermia, and skin exposure for the children who walk or wait at bus stops.

Acknowledging the challenges we may face this winter due to the inclement weather, we will continue to work together to ensure all precautions are taken to keep our students safe. As always, students should dress warmly for the commute to and from school.



School	Start Time	Dismissal Time	2-Hour Early Release Dismissal Time	2-Hour DELAY
Preschool				
AM Class	9:00AM	11:30AM	No Early Release	NO SCHOOL
PM Class	12:30PM	3:00PM	NO SCHOOL	12:30PM
All Day Class	8:15AM	1:30PM	11:30PM	10:15AM
Elementary Schools				
Beverly Gardens	8:10AM	2:10PM	12:10PM	10:10AM
Brantwood	8:10AM	2:10PM	12:10PM	10:10AM
Saville	8:10AM	2:10PM	12:10PM	10:10AM
Stevenson	8:10AM	2:10PM	12:10PM	10:10AM
Middle Schools				
Spinning Hills	9:10AM	3:40PM	1:40PM	11:10AM
Mad River Middle	8:40AM	3:10PM	1:10PM	10:40AM
High School				
Stebbins	7:40AM	2:40PM	12:40PM	9:40AM

Makeup-Days

Ohio law requires schools to be in session a specific number of *hours*. Previously, the requirement called for a specific number of *days*, and Ohio law allowed up to only five calamity days before schools had to initiate make-up days.

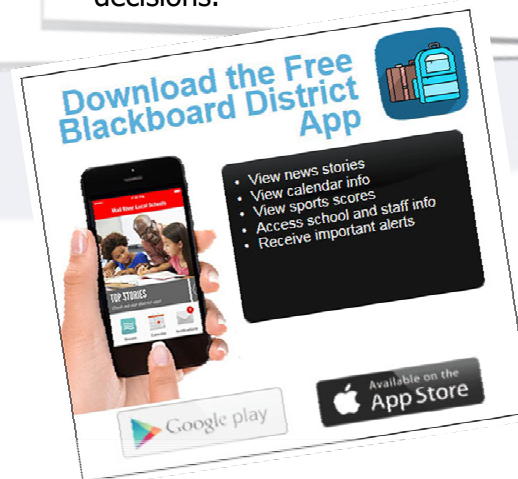
Mad River builds in more than the minimum number of required hours into each year's school calendar, so the District has a substantial built-in reserve to accommodate multiple delays or closures this school year, if needed.

As a reminder, parents are urged not to schedule vacation immediately following the days after school lets out for summer break. Should any Mad River school fall below the required minimum hours due to unscheduled school closings or delays, additional hours/days will be added on to the end of the school year.

Scheduled activities will be canceled when the District is closed due to inclement weather. Cancellations will be made with as much warning as possible. Weather closings on Fridays may cause weekend cancellations.

Activities: Even if school is closed, some after-school or evening activities may be held as planned. That's because conditions that were bad in the morning may be much better by the afternoon or evening. So closing school does not automatically mean all after-school and evening activities are also canceled. It is handled on a case-by-case basis.

Other districts: Mad River is in touch with other school districts, primarily to get a report on conditions there and what might be expected in our District. However, Mad River does not base decisions on what other districts do. Road conditions can be very different even in nearby districts, based on terrain, snow removal capacity, miles of roadway to clear, etc. Frequently, districts in the same general area make different decisions.





**Jerry Ellender, CPA
Treasurer/CFO**

EDUCATION BY THE NUMBERS

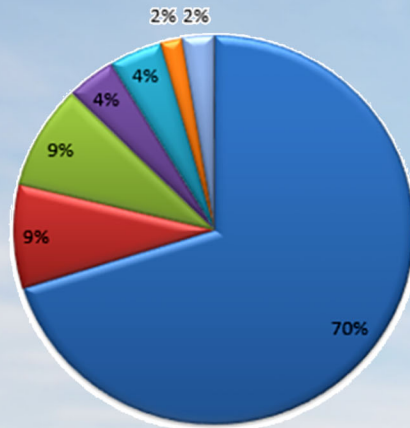


Total Expenditures by Category

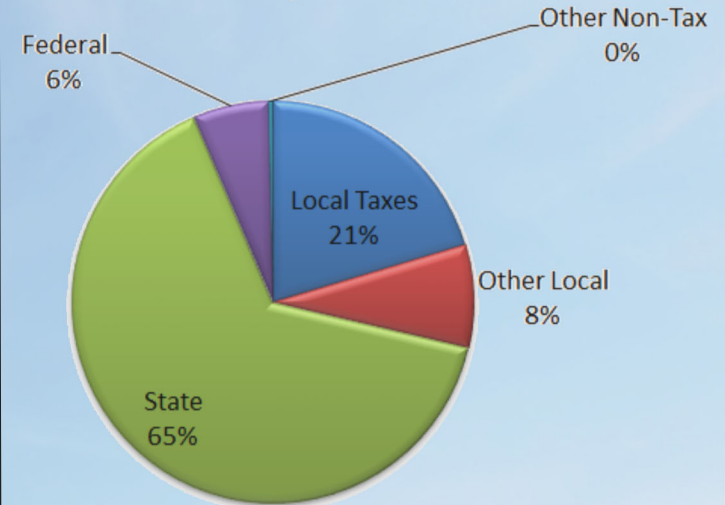
- Instruction & Support Services
- Administration
- Facilities Operation and Maintenance
- Pupil Transportation
- Food Service
- Extracurricular Activities
- Debt Service

Expenditures 2017-2018

Instruction & Support Services	70%	\$35,596,430
Administration	9%	\$4,374,682
Facilities Operation and Maintenance	9%	\$4,395,314
Pupil Transportation	4%	\$1,991,050
Food Service	4%	\$2,177,441
Extracurricular Activities	2%	\$901,102
Debt Service	3%	\$1,288,836
Total		\$50,724,855



Revenue by Source



Revenues 2017-2018

Local Taxes	20%	\$10,507,031
Other Local	8%	\$4,238,344
State	65%	\$33,449,206
Federal	6%	\$3,127,643
Other Non-Tax	0%	\$180,063
Total		\$51,502,287

For the fifth consecutive year, Mad River Local Schools has earned a clean audit report and the Auditor of State Award from Auditor of State Dave Yost's office. The 'clean' audit report means that your financial audit did not contain findings for recovery, material citations, material weaknesses, significant deficiencies, Single Audit findings or any questionable costs. Also among the criteria for a clean audit is a lack of ethics issues raised by the audit.






STEM in Mad River

Mad River Schools are proud to offer a strong STEM (Science, Technology, Engineering, and

Math) education for all of our students. From preschool to high school our students are engaged in hands-on science, technology, engineering, and math. Whether it is a stream study for preschoolers or a launching homemade rockets in middle school, Mad River Schools believes in its vision to improve teaching and learning through STEM education. Most importantly, we are confident that we are providing high levels of engagement and an array of learning opportunities for our students to develop critical problem-solving skills and prepare them to succeed in a global marketplace. We utilize the National Museum of the U.S. Air Force to participate in projects that develop an understanding of the science and mathematics of flight beginning with the study of mechanics developed in the Wright Brothers' Bicycle Shop. Students in fifth and sixth grades have an opportunity to participate in a STEM focused STARBASE program by having a variety of inquiry based learning experiences designed to increase interest and knowledge of math, science, and technology. Mad River Middle School implemented our newest STEM based class, Project Lead the Way (PLTW) which gave students the opportunity to explore engineering).



career tech

Our Latest
REPORT CARD

95.6%
of Stebbins
Career Tech
Students
graduated
in 4-years



96.5%
5-year graduation
cohort



93.2%
of Stebbins graduates
were employed in the
military or enrolled in
postsecondary
education after
graduation



Career & Technical Programs

- Accounting & Finance
- Allied Health Technologies
- Business Management
- Construction Technologies
- Engineering & Robotics
- Exercise Science
- Heating, Ventilation, Air Conditioning & Refrigeration (HVAC-R)
- Information Technologies (IT)
- Manufacturing
- Visual Design & Imaging



STEM OPPORTUNITIES

Additional STEM experiences beyond the classroom include Robotics Club, STEM Summer Camp, and Hands-on STEM family events.

Partnerships with:

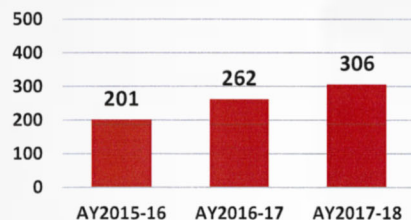
- Wright State University Aerospace Professional Development Center
- Dayton Area Aerospace, Medical Industry and Manufacturing Companies
- Local business owners
- Sinclair Community College
- Dayton STEM Center

COLLEGE CREDIT PLUS

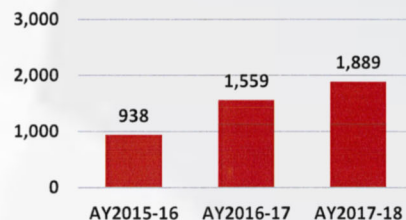


WALTER E STEBBINS 2017-2018

CCP Enrollment



Credit Hours

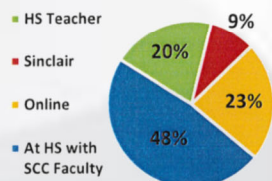


Tuition Cost

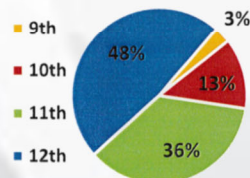
\$78,525 Cost of Tuition

Approx. **\$219,180** Saved by Families

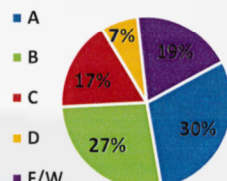
CCP Modality



CCP Enrollment by Grade Level



CCP Grades Distributed



Top 5 Courses

- ENG 1101 – English Composition I
- EGR 1106 – Basic Mechanical & Electrical Skills
- PSY 1100 – General Psychology
- PLS 1120 – American Federal Government
- BIS 1120 - Introduction to Software Applications

Overview

- 80% Course Success Rate of "D or greater"
- 6% Course Withdrawal Rate
- 6 teachers approved to teach with CCP



Extra-Curricular Activities

21

High School Activities/Clubs



47%

9-12th Grade Participation Rate



42

High School Athletic Teams



17

Jr. High Athletic Teams



5

Jr. High Activities/Clubs

58%

7-8th Grade Participation Rate



Average District Score:

21.3

State Average: 22.0



174

students are continuing their academic pursuits at institutions across the US

14

students have joined the military



124

Seniors earned full scholarships totaling \$387 thousand dollars to Sinclair Community College by way of completing one of ten, two year, College Tech Prep Program



20

seniors received honors diplomas as recognized by the State of Ohio

53

seniors maintained a 3.50 GPA throughout their high school career



174

seniors earned honor roll status during one or more of the quarters of the school year



Did You Know?



FACTS AND FIGURES

543 regular employees



The District's operating spending per pupil is \$384 less than the state average



The District is financially sound and has no immediate need for an additional operating Tax Levy

69%

of teachers in Mad River have a Master's Degree



The District's per pupil spending on administration is 32% less than the state average.

Shared Services with Various Districts & Organizations



2700 NUMBER OF DISTRICT PROVIDED COMPUTERS



Over 300 Twitter Followers



facebook

Over 3,000 Likes on Facebook



K-12 Open Enrollment

BROUGHT IN \$4.4 MILLION DOLLARS INTO THE DISTRICT IN 2017-2018



The District ranks 7 out of 109 peer districts for % of spending on classroom instruction

73.1%

PERCENTAGE OF GENERAL FUND BUDGET SPENT ON CLASSROOM INSTRUCTION



Meals Served 2017-2018

**Breakfast- 221,254
Lunch- 456,075**

20 Buses



DETOUR

Transport 2,900 students daily

Military Families

Currently, 16% of children with parents who are connected to the military attend schools in Mad River. Led by the efforts of school counselors, our District works diligently to support military families and address their unique educational challenges. Children whose parents serve in the military endure high rates of mobility and the effects of multiple deployments. With frequent moves, children experience challenges associated with losing friends, teachers, and the comfort of a familiar environment. Our military impacted schools are committed to supporting military children in order to address these challenges and promote the resiliency necessary to cope with military life.

A deployment group for students has been formed to help children focus on specific issues, including those related to deployments, and dealing with the life of a military child. The District partners with the Wright-Patt's School Liaison Officers (SLO) to assist in sharing resources and programs available in the area to support educational opportunities to military families and students in order to achieve academic success. We work together to maximize the academic, artistic, athletic, and social skills of our military students and to assist families with questions and/or issues as they arise in transition, deployment, and relocation.



Safe Schools Healthy Students

The Mad River School District is dedicated to maintaining a safe and healthy learning environment for our students, staff and community. The District has a comprehensive safety plan and policies to promote health and wellness. The district's goal is to promote and protect the health and wellness of every student. This commitment is reflected in its school nurse offices, health and physical education curricula, its adherence to state and federal health regulations and guidelines and comprehensive wellness policy.

Our schools use a variety of safety and security measures, such as periodic fire drills and evacuation of buildings, electronic alarms and secured locks, and camera surveillance in buildings and on buses. Our school facilities are routinely inspected by fire department personnel and building safety inspectors.

Safe Routes to School

In 2011, the City of Riverside, in collaboration with the Mad River Local School District, received a federal Safe Routes to School grant. ODOT's Safe Routes to School (SRTS) program has re-enforced the commitment of the Task Force and Stake Holder Members to identify and improve safe, walkable routes for all students. The Task Force is comprised of a creative, diverse, and motivated team seeking to make further improvements to the health, livelihood, and safety of every student attending our schools. These efforts will aid with providing safe routes to school for all students of Mad River.

PBIS

Behavior is an important and valuable component of the education process. *Positive Behavioral Intervention and Support (PBIS)* is a nationally recognized framework for shifting school culture from punitive to culturally responsive and positively reinforcing. Students and staff work to collaborate in targeted school-wide positive behavioral expectations which are positively reinforced throughout the school day. Nationwide data on schools implementing PBIS indicate an average of 50% reduction in disciplinary events.

PurpleSTARAWARD

During the 2017-2018 school year, Beverly Gardens Elementary was recognized by the Ohio Department of Education as a Purple Star School.

BG was one of eight Ohio schools to receive the Purple Star Award for their commitment to serving military-connected students and families.

The Purple Star Award for military friendly schools recognizes schools that show a major commitment to serving students and families connected to our nation's armed forces.



Bullying Prevention

The School Board is committed to providing an educational setting that is safe, secure, and free from harassment and bullying for all of its students and school employees. The District will not tolerate unlawful bullying and harassment of any type. An online reporting system has been created to appropriately identify, report, investigate, and respond to situations of bullying and harassment.

ARMED RESPONSE TEAM



In 2016, the Mad River Board of Education voted to have armed security response teams in our schools. These teams consist of employees who had to pass an interview process and training program in order to be approved as one of the team. Team members have been trained through the FASTER Saves Lives training. The training is hands-on and participants have to qualify just as an Ohio peace officer would. The response team will train with local law enforcement twice a year as well as using a shooting range for target practice.

The response team will be able to access the firearms, which are locked in security boxes and placed in various areas throughout our eight school buildings. Members of the response team will only access the firearms in the event of a true emergency such as an active shooter situation. While the District hopes to never have to access the guns, we want to be prepared in case something should happen.